


The Ultimate Guide to Catching Bass with Crankbaits: A Comprehensive Exploration of Techniques, Tactics, and Gear

Welcome to the captivating world of bass fishing with crankbaits!

Crankbaits are renowned for their ability to trigger aggressive strikes from bass, making them an indispensable tool in any angler's arsenal. This comprehensive guide will delve into the intricacies of crankbait fishing, empowering you with the knowledge and strategies to consistently catch bass and enhance your angling experience.



Bass Fishing Tips: How to catch bass with crankbaits

by Steve Pease

★★★★☆ 4.3 out of 5

Language : English

File size : 1958 KB

Text-to-Speech : Enabled

Screen Reader : Supported

Enhanced typesetting : Enabled

Word Wise : Enabled

Print length : 40 pages

Lending : Enabled



Choosing the Right Crankbait

Selecting the appropriate crankbait is pivotal to your success. Consider the following factors:

1. **Depth:** Crankbaits come in various depths, ranging from shallow-diving to deep-diving models. Choose a crankbait that runs at the desired depth where bass are likely to be holding.
2. **Shape:** Crankbaits vary in shape, including round, square, and flat-sided models. Different shapes impart unique swimming actions, so experiment to find what works best in your specific fishing conditions.
3. **Color:** Crankbaits come in a wide array of colors. Match the color of your crankbait to the prevailing water clarity and forage species in the area.

Size: Crankbaits are available in different sizes, ranging from small to large. Choose a size that is appropriate for the size of bass you are targeting.

Mastering the Art of Retrieval

The way you retrieve your crankbait can significantly impact your success. Here are some effective retrieval techniques:

1. **Steady Retrieve:** This is a basic but effective retrieval technique. Simply cast your crankbait and retrieve it at a steady pace.
2. **Stop-and-Go Retrieve:** This technique involves casting your crankbait and allowing it to sink to the desired depth. Then, reel in your crankbait for a few turns, pause, and let it sink again. Repeat this process throughout the retrieve.
3. **Jerkbait Retrieve:** This technique involves casting your crankbait and giving it short, sharp jerks while retrieving it. This erratic action can trigger aggressive strikes from bass.

Essential Gear for Crankbait Fishing

The right gear can enhance your crankbait fishing experience. Consider the following equipment:

1. **Rod:** Choose a medium-heavy or heavy-action rod with a moderate to fast tip. This type of rod provides the power and sensitivity needed for crankbait fishing.
2. **Reel:** Opt for a baitcasting reel with a gear ratio of 6:1 or higher. This will allow you to retrieve your crankbait at a fast pace.
3. **Line:** Use braided line or fluorocarbon line in the 12-15 pound test range. Braided line offers superior sensitivity and strength, while fluorocarbon line is less visible underwater.

Targeting Bass with Crankbaits


To increase your chances of success, focus on areas where bass are likely to be holding. Look for structure, such as weed beds, rocky points, and drop-offs. These areas provide cover and ambush points for bass.

Pay attention to the weather conditions as well. Bass tend to be more active in low-light conditions, such as early morning or late evening. They are also more likely to strike a crankbait when the water temperature is between 55 and 75 degrees Fahrenheit.

Mastering the art of catching bass with crankbaits requires practice and experimentation. By following the techniques and strategies outlined in this guide, you can increase your chances of success and experience the exhilarating thrill of landing trophy bass. Remember to experiment with different crankbaits, retrieval methods, and gear to find what works best for

you. Embrace the learning process, and you will soon become a proficient crankbait angler.

Tight lines and happy fishing!




Bass Fishing Tips: How to catch bass with crankbaits

by Steve Pease

★★★★☆ 4.3 out of 5

Language : English
File size : 1958 KB
Text-to-Speech : Enabled
Screen Reader : Supported
Enhanced typesetting : Enabled
Word Wise : Enabled
Print length : 40 pages
Lending : Enabled



Spy Secrets That Can Save Your Life

In the world of espionage, survival is paramount. Intelligence operatives face life-threatening situations on a regular basis, and they rely...



An Elusive World Wonder Traced

For centuries, the Hanging Gardens of Babylon have been shrouded in mystery. Now, researchers believe they have finally pinpointed the location of...