


The Comprehensive Guide to Motorcycle Camping: Gear, Planning, and Techniques

Motorcycle camping offers a unique and thrilling way to explore the great outdoors. With the freedom to roam and the convenience of a portable shelter, you can delve into remote landscapes, escape the hustle and bustle of daily life, and create unforgettable memories. However, to ensure a safe, comfortable, and enjoyable experience, it's crucial to grasp the fundamentals of motorcycle camping, including essential gear, meticulous planning, and practical techniques.



The Fundamentals of Motorcycle Camping by Tim Collins

★★★★☆ 4.6 out of 5

Language	: English
File size	: 21953 KB
Text-to-Speech	: Enabled
Screen Reader	: Supported
Enhanced typesetting	: Enabled
Word Wise	: Enabled
Print length	: 325 pages
Lending	: Enabled



Essential Gear for Motorcycle Camping

- **Motorcycle:** The cornerstone of your adventure, your motorcycle should be reliable, comfortable, and capable of handling both paved and unpaved roads. Consider the duration of your trip, the terrain you'll encounter, and the storage capacity for your gear.

- **Tent:** Choose a tent that is lightweight, compact, and designed for motorcycle camping. It should provide ample space for sleeping, gear storage, and ventilation. Consider a tent with a rain fly for protection against the elements.
- **Sleeping bag:** Select a sleeping bag rated for the coldest temperatures you expect to encounter. Consider factors such as insulation, fill material, and shape to ensure a comfortable night's sleep.
- **Sleeping pad:** An insulated sleeping pad provides extra cushioning and warmth. Choose one that is lightweight and compact, yet offers sufficient insulation for your needs.
- **Cooking system:** A portable stove, fuel, cookware, and utensils are essential for preparing meals on the road. Opt for a compact and lightweight system that is easy to pack and use.
- **Water filtration system:** Access to clean water is crucial for staying hydrated and healthy. Carry a water filter or purification system to treat water from natural sources.
- **Tools and spare parts:** Pack a basic toolkit and spare parts for your motorcycle, including tire repair kits, spark plugs, and essential fluids. This will enable you to handle minor repairs and keep your bike running smoothly.
- **First-aid kit:** A comprehensive first-aid kit is a must-have for treating minor injuries and emergencies. Include bandages, antiseptic, pain relievers, and any necessary medications.
- **Navigation and communication:** A GPS device, maps, or a smartphone with navigation apps will help you navigate unfamiliar

areas. Carry a whistle or personal locator beacon for emergencies.

Planning Your Motorcycle Camping Trip

- **Choose your destination:** Research potential destinations that offer scenic routes, camping opportunities, and activities that align with your interests.
- **Check weather forecasts:** Monitor weather conditions before and during your trip to avoid potential hazards and ensure a comfortable experience.
- **Plan your route:** Map out your itinerary, including daily distances, rest stops, and camping locations. Consider the distances, terrain, and road conditions to ensure a manageable and enjoyable journey.
- **Book campsites:** If necessary, reserve campsites in advance, especially during peak season or if staying in popular campgrounds.
- **Pack efficiently:** Utilize panniers, saddlebags, or a backpack to distribute gear evenly on your motorcycle. Pack only essential items and minimize weight to enhance handling and comfort.
- **Inform others:** Share your itinerary with friends or family and provide them with your expected return date. This will ensure someone knows your whereabouts in case of an emergency.

Motorcycle Camping Techniques

- **Practice safe riding:** Always wear a helmet and appropriate riding gear. Be aware of your surroundings, anticipate road hazards, and ride within your limits.

- **Set up camp in designated areas:** Respect the environment and establish camp in designated campsites or dispersed camping zones. Avoid disturbing wildlife or causing damage to vegetation.
- **Manage waste responsibly:** Pack out everything you pack in and dispose of waste properly. Utilize garbage bags and follow campground regulations to maintain a clean environment.
- **Respect wildlife:** Encountering wildlife is part of the camping experience, but it's essential to maintain a respectful distance. Avoid feeding animals and store food securely to prevent conflicts.
- **Be prepared for emergencies:** Familiarize yourself with basic campcraft skills, such as fire building and shelter construction. Carry a whistle or personal locator beacon for emergencies and know how to use them.
- **Leave no trace:** Practice responsible camping by minimizing your impact on the environment. Leave campsites as you found them or even better.

Motorcycle camping presents an extraordinary opportunity to combine the thrill of riding with the serenity of nature. By equipping yourself with the right gear, meticulously planning your trip, and adopting practical techniques, you can create unforgettable adventures on two wheels. Embrace the freedom, challenge yourself, and forge lasting memories as you explore the world on a motorcycle.


The Fundamentals of Motorcycle Camping by Tim Collins

★★★★☆ 4.6 out of 5


Language : English

File size : 21953 KB

Text-to-Speech : Enabled



Screen Reader : Supported
Enhanced typesetting : Enabled
Word Wise : Enabled
Print length : 325 pages
Lending : Enabled



Spy Secrets That Can Save Your Life

In the world of espionage, survival is paramount. Intelligence operatives face life-threatening situations on a regular basis, and they rely...



An Elusive World Wonder Traced

For centuries, the Hanging Gardens of Babylon have been shrouded in mystery. Now, researchers believe they have finally pinpointed the location of...