

Practice and Pass DMV Exams with Over 300 Questions and Answers

Are you preparing for your upcoming DMV exam? If so, you're in the right place! This comprehensive study guide offers over 300 practice questions and detailed answers, covering all key topics from road signs and traffic laws to driving maneuvers and vehicle maintenance.



TENNESSEE DMV TEST MANUAL: Practice and Pass DMV Exams with over 300 Questions and Answers

by Kaplan Test Prep

★★★★☆ 4.4 out of 5

Language : English
File size : 2174 KB
Text-to-Speech : Enabled
Screen Reader : Supported
Enhanced typesetting : Enabled
Word Wise : Enabled
Print length : 135 pages
Lending : Enabled



Why Practice is Key

Taking a DMV practice test is one of the most effective ways to prepare for the real exam. By exposing yourself to the types of questions you'll be asked, you'll become familiar with the content and format, and you'll be able to identify areas where you need additional study.

In addition, practice tests can help you improve your test-taking skills. By timing yourself and taking the test under realistic conditions, you'll learn to manage your time effectively and stay calm under pressure.

What to Expect on the DMV Exam

The DMV exam is a written test that consists of multiple-choice questions. The questions cover a variety of topics, including:

- Road signs and traffic laws
- Driving maneuvers
- Vehicle maintenance
- Defensive driving
- Hazardous conditions

The number of questions on the exam and the time limit may vary depending on your state. However, most exams consist of around 50 questions and must be completed within one hour.

How to Use This Study Guide

This study guide is designed to help you prepare for the DMV exam in a comprehensive and efficient manner. Here are a few tips for using it effectively:

- Start by reviewing the table of contents to get an overview of the topics covered.
- Take the practice tests in order, starting with the easier ones and gradually moving on to the more challenging ones.

- Time yourself when you take the tests and try to complete each one within the time limit.
- Review your answers carefully and identify the areas where you need additional study.
- Use the detailed answer explanations to understand why each answer is correct.

Practice Questions and Answers

Now that you know what to expect on the DMV exam and how to use this study guide, it's time to start practicing! The following sections contain over 300 practice questions and detailed answers, covering all key topics from road signs and traffic laws to driving maneuvers and vehicle maintenance.

Road Signs and Traffic Laws

Road signs and traffic laws are essential knowledge for any driver. The following questions will test your understanding of these important topics:

1. What does a yellow octagonal sign with a black cross mean?
2. What should you do when you approach a flashing yellow light?
3. What does a solid white line on the road mean?
4. What does a Yield sign mean?
5. What is the speed limit in a school zone?

Answers:

1. Railroad crossing

2. Slow down and prepare to stop
3. Do not cross
4. Yield to oncoming traffic
5. 20 mph

Driving Maneuvers

Driving maneuvers are another essential skill for any driver. The following questions will test your understanding of how to perform these maneuvers safely and effectively:

1. What is the proper way to parallel park?
2. How do you make a left turn at an intersection?
3. What should you do when you encounter a roundabout?
4. How do you drive in a construction zone?
5. What is the proper way to merge onto a highway?

Answers:

1. Back into the parking space, parallel to the curb
2. Signal, check your mirrors, and slow down; make a wide left turn
3. Yield to traffic already in the roundabout, then enter and follow the flow of traffic
4. Slow down, obey the posted speed limit, and be prepared for lane closures and workers

5. Signal, check your mirrors, accelerate gradually, and merge into the flow of traffic

Vehicle Maintenance

Vehicle maintenance is essential for keeping your car running safely and efficiently. The following questions will test your understanding of how to perform basic maintenance tasks:

1. How often should you change your oil?
2. What is the proper tire pressure for your car?
3. How do you check your brake fluid?
4. What are the signs of a worn-out battery?
5. How do you jump-start a car?

Answers:

1. Every 3,000 to 5,000 miles
2. Check your car's owner's manual
3. Check the fluid level in the brake fluid reservoir; it should be between the "min" and "max" marks
4. Difficulty starting the car, dim headlights, and a clicking noise when you turn the key
5. Connect jumper cables from the dead battery to the good battery, starting with the positive terminals and then the negative terminals

Defensive Driving

Defensive driving is a set of skills and techniques that can help you avoid accidents. The following questions will test your understanding of these important principles:

1. What is the most important thing to do when you encounter a hazard?
2. What is the proper following distance?
3. What should you do when you see a car approaching you in the opposite lane on a two-lane road?
4. What is the best way to handle a skid?
5. How can you avoid distractions while driving?

Answers:

1. Identify the hazard, assess the risk, and take evasive action if necessary
2. Three seconds
3. Slow down and move to the right side of the road
4. Stay calm, steer in the direction of the skid, and gently apply the brakes
5. Put away your phone, avoid eating and drinking, and stay focused on the road

Hazardous Conditions

Hazardous conditions can make driving more difficult and dangerous. The following questions will test your understanding of how to drive safely in these conditions:

1. What should you do when you encounter fog?
2. How should you drive in the rain?
3. What is the proper way to drive on snow and ice?
4. What should you do if you encounter a flooded road?
5. How can you prepare your car for winter driving?


Answers:

1. Slow down, turn on your headlights, and use your fog lights if necessary
2. Slow down, increase your following distance, and avoid driving through standing water
3. Slow down, drive in a low gear, and avoid sudden stops or turns
4. Do not drive through flooded roads; if you must cross, proceed slowly and carefully
5. Install winter tires, check your battery, and keep an emergency kit in your car


By practicing the questions and answers in this study guide, you can significantly increase your chances of passing your DMV exam on the first try. Remember to review the material regularly and take practice tests under realistic conditions to ensure that you are well-prepared for the big

**TENNESSEE DMV TEST MANUAL: Practice and Pass
DMV Exams with over 300 Questions and Answers**

by Kaplan Test Prep

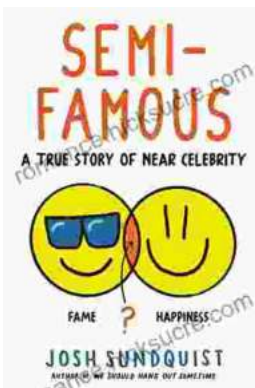


★★★★☆ 4.4 out of 5
Language : English
File size : 2174 KB
Text-to-Speech : Enabled
Screen Reader : Supported
Enhanced typesetting : Enabled
Word Wise : Enabled
Print length : 135 pages
Lending : Enabled



Prom and Party Etiquette: A Guide to Impeccable Behavior and Gracious Manners by Cindy Post Senning

Prom and other formal parties are momentous occasions that call for impeccable behavior and gracious manners. Embracing proper etiquette ensures a memorable and enjoyable...



The Semi-Famous: True Stories of Near Celebrity

The Case of the Almost Star John Doe was a talented actor with a promising career. He had starred in a few small roles in films and television shows, and he was on the verge of...