


Master the DMV Exam: A Comprehensive Guide with Over 300 Questions and Answers

Navigating the complexities of the Department of Motor Vehicles (DMV) can be a daunting task. From understanding the road rules to answering tricky questions, the DMV exam poses a formidable challenge for many drivers. But fear not! This article is your ultimate guide to preparing and passing the DMV exam with confidence. We'll delve into essential concepts, provide detailed question-and-answer sections, and offer valuable tips to help you ace the test.

Before tackling the questions, it's imperative to grasp the fundamental principles underlying the DMV exam. This includes:

- **Road Rules and Regulations:** Understanding the "rules of the road" is paramount. This involves knowing traffic signs, speed limits, lane usage, and other essential regulations.
- **Vehicle Maintenance and Safety:** The exam may assess your knowledge of basic vehicle maintenance, such as checking fluid levels, tire pressure, and light funzionamento.
- **Defensive Driving Techniques:** Anticipating and avoiding potential hazards on the road is crucial. Defensive driving techniques help you identify potential risks and take appropriate action.
- **DMV Exam Format:** Familiarize yourself with the format of the exam. It typically consists of a written test (multiple choice or true/false) and a road skills test.

Now, let's delve into the nitty-gritty of the DMV exam with a comprehensive question-and-answer section.



TEXAS DMV TEST MANUAL: Practice and Pass DMV Exams with over 300 Questions and Answers

by Donald Frias

★★★★★ 5 out of 5

Language : English
File size : 2210 KB
Text-to-Speech : Enabled
Screen Reader : Supported
Enhanced typesetting : Enabled
Word Wise : Enabled
Print length : 105 pages
Lending : Enabled



1. What does a flashing yellow traffic light indicate?(a) Stop and yield
(b) Slow down and proceed with caution (c) Accelerate and proceed (d)
Park your vehicle

2. What is the legal driving limit blood alcohol concentration (BAC) for drivers over 21 years old?(a) 0.02% (b) 0.05% (c) 0.08% (d) 0.10%

3. Which of the following is a defensive driving technique?(a)
Tailgating (b) Speeding (c) Scanning the road ahead (d) Changing lanes
without signaling

4. What should you do if you approach an uncontrolled intersection?
(a) Proceed without stopping (b) Come to a complete stop and yield to

cross-traffic (c) Slow down and wave at other vehicles (d) Honk your horn to announce your presence

5. What is the recommended following distance behind another vehicle?(a) One car length (b) Two seconds (c) Three seconds (d) Five seconds

1. You must always wear a seat belt when driving.Answer: True

2. It is legal to drive with a suspended license.Answer: False

3. You can safely drive after consuming two alcoholic beverages.Answer: False

4. Yielding to pedestrians is only required at marked crosswalks.Answer: False


5. You should always check your tires for proper inflation before driving.Answer: True

In addition to understanding the concepts and questions, here are some valuable tips to enhance your chances of passing the DMV exam:

- Practice, Practice, Practice: Familiarize yourself with the exam format and practice answering questions. Take online mock tests or consult practice books.
- Study the Driver's Manual: The official driver's manual contains all the essential information you need to know. Go through it thoroughly and don't hesitate to ask questions.

- **Get a Good Night's Sleep:** Rest is crucial for cognitive function. Ensure you get a good night's sleep before the exam to stay alert and focused.
- **Arrive on Time:** Allow ample time to get to the exam location, avoid stress, and have a few minutes to review your notes.
- **Read Questions Carefully:** Before answering, take the time to read the questions thoroughly. Identify the key words and eliminate any distractions or assumptions.
- **Don't Guess:** If you don't know the answer to a question, don't guess. It's better to leave it blank and move on rather than risk marking the wrong answer.
- **Stay Calm and Confident:** While the DMV exam can be intimidating, stay calm and believe in yourself. Confidence can translate into better performance.

With preparation and the right mindset, you can conquer the DMV exam with flying colors. Understand the key concepts, practice answering questions, and follow the tips outlined above. Remember, passing the DMV exam is not just about memorizing rules but also about developing the knowledge and skills necessary for safe and responsible driving.



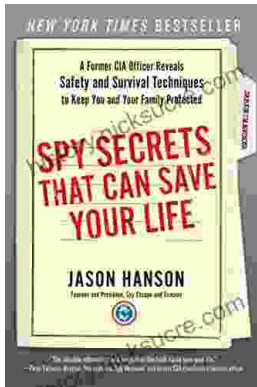
TEXAS DMV TEST MANUAL: Practice and Pass DMV Exams with over 300 Questions and Answers

by Donald Frias

★★★★★ 5 out of 5

Language : English
 File size : 2210 KB
 Text-to-Speech : Enabled
 Screen Reader : Supported
 Enhanced typesetting : Enabled
 Word Wise : Enabled

Print length : 105 pages
Lending : Enabled



Spy Secrets That Can Save Your Life

In the world of espionage, survival is paramount. Intelligence operatives face life-threatening situations on a regular basis, and they rely...



An Elusive World Wonder Traced

For centuries, the Hanging Gardens of Babylon have been shrouded in mystery. Now, researchers believe they have finally pinpointed the location of...