

Lippincott Photo Atlas of Medication Administration

A Comprehensive Guide for Nurses and Health Care Professionals

The Lippincott Photo Atlas of Medication Administration is a comprehensive and visually stunning resource for nurses and health care professionals. With over 1,200 full-color photographs and illustrations, this atlas provides step-by-step guidance on every aspect of medication administration, from preparing and administering medications to monitoring and evaluating patient outcomes.


The atlas is organized into six sections, each of which covers a different aspect of medication administration. The first section, "Medication Preparation," provides guidance on how to prepare medications safely and accurately. The second section, "Medication Administration," covers the different routes of medication administration, including oral, intramuscular, intravenous, and topical. The third section, "Medication Monitoring," provides guidance on how to monitor patients for adverse reactions to medications. The fourth section, "Medication Errors," covers the different types of medication errors that can occur and how to prevent them. The fifth section, "Patient Education," provides guidance on how to educate patients about their medications. The sixth section, "Appendix," includes a variety of helpful resources, including a glossary of terms, a list of abbreviations, and a table of medication compatibility.

Lippincott Photo Atlas of Medication Administration

by Ta-Nehisi Coates

★★★★☆ 4.6 out of 5

Language : English



File size : 35212 KB
Text-to-Speech : Enabled
Screen Reader : Supported
Enhanced typesetting: Enabled
Print length : 118 pages



The Lippincott Photo Atlas of Medication Administration is an essential resource for nurses and health care professionals who want to provide safe and effective medication administration. The atlas's clear and concise instructions, coupled with its stunning visuals, make it an ideal resource for both new and experienced nurses.

Key Features

- Over 1,200 full-color photographs and illustrations
- Step-by-step guidance on every aspect of medication administration
- Organized into six sections for easy reference
- Includes a glossary of terms, a list of abbreviations, and a table of medication compatibility

Benefits

- Helps nurses and health care professionals provide safe and effective medication administration
- Reduces the risk of medication errors
- Improves patient outcomes

- Provides a valuable resource for both new and experienced nurses


Target Audience

- Nurses
- Health care professionals
- Nursing students
- Pharmacists
- Physicians

About the Authors

The Lippincott Photo Atlas of Medication Administration was written by a team of experienced nurses and pharmacists. The authors have a combined experience of over 100 years in medication administration and patient education. They have authored numerous articles and books on medication safety and have lectured extensively on the topic.

The Lippincott Photo Atlas of Medication Administration is an essential resource for nurses and health care professionals who want to provide safe and effective medication administration. The atlas's clear and concise instructions, coupled with its stunning visuals, make it an ideal resource for both new and experienced nurses.



Lippincott Photo Atlas of Medication Administration

by Ta-Nehisi Coates

★★★★☆ 4.6 out of 5


Language : English

File size : 35212 KB

Text-to-Speech : Enabled

Screen Reader : Supported

Enhanced typesetting : Enabled
Print length : 118 pages



Spy Secrets That Can Save Your Life

^ In the world of espionage, survival is paramount. Intelligence operatives face life-threatening situations on a regular basis, and they rely...



An Elusive World Wonder Traced

For centuries, the Hanging Gardens of Babylon have been shrouded in mystery. Now, researchers believe they have finally pinpointed the location of...