


Exploring Wisconsin Trout Streams: The Angler's Guide

Wisconsin is home to some of the best trout streams in the country. With over 10,000 miles of trout streams, there is something for every angler to enjoy. Whether you are a beginner or an experienced angler, you are sure to find a stream that meets your needs.

This article provides an overview of some of the most popular trout streams in Wisconsin, as well as tips on how to fish them. We will cover everything from the best times of year to fish, to the best lures and bait to use. So whether you are planning your first trip to Wisconsin or you are a seasoned angler looking for new waters to explore, this article has something for you.

There are many great trout streams in Wisconsin, but some of the most popular include:



Exploring Wisconsin Trout Streams: The Angler's Guide by Jeff Mayers

★★★★☆ 4.7 out of 5

Language : English
File size : 14496 KB
Text-to-Speech : Enabled
Enhanced typesetting : Enabled
Word Wise : Enabled
Print length : 318 pages
Screen Reader : Supported




- **The Brule River:** The Brule River is a world-renowned trout stream that flows through the northern part of the state. It is known for its clear water, beautiful scenery, and abundance of trout.
- **The Driftless Area:** The Driftless Area is a region of southwestern Wisconsin that is known for its rugged terrain and scenic beauty. It is home to many small, spring-fed streams that are perfect for trout fishing.
- **The Kettle Moraine:** The Kettle Moraine is a series of hills and valleys that runs through the southeastern part of the state. It is home to many small lakes and streams that are stocked with trout.
- **The Lake Superior Tributaries:** The Lake Superior tributaries are a group of streams that flow into Lake Superior. These streams are known for their cold water and abundance of trout.

Here are a few tips to help you catch more trout in Wisconsin:

- **Fish early in the morning or late in the evening.** Trout are most active during these times of day.
- **Use light line and small hooks.** Trout are very wary fish, so it is important to use light line and small hooks that they won't be able to see.
- **Use a variety of lures and bait.** Trout will eat a variety of different lures and bait, so it is important to experiment until you find what they are biting on.
- **Be patient.** Trout fishing can be challenging, but it is also very rewarding. Be patient and you will eventually be rewarded with a

beautiful trout.

Wisconsin is home to some of the best trout streams in the country. With a little planning and effort, you can have a great day of fishing. So what are you waiting for? Get out there and explore the trout streams of Wisconsin!




Exploring Wisconsin Trout Streams: The Angler's Guide by Jeff Mayers

★★★★☆ 4.7 out of 5

Language : English
File size : 14496 KB
Text-to-Speech : Enabled
Enhanced typesetting : Enabled
Word Wise : Enabled
Print length : 318 pages
Screen Reader : Supported


FREE

DOWNLOAD E-BOOK



Spy Secrets That Can Save Your Life

In the world of espionage, survival is paramount. Intelligence operatives face life-threatening situations on a regular basis, and they rely...



An Elusive World Wonder Traced

For centuries, the Hanging Gardens of Babylon have been shrouded in mystery. Now, researchers believe they have finally pinpointed the location of...